

I can Create a Portrait


Painters of Portraits

The Stark Museum of Art has a large collection of paintings. Some of those paintings are called **portraits**.

A **portrait** is an illustrative image of a person, usually showing the face.

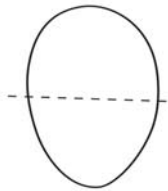
Some portraits show likeness, personality, and even mood of the person.

Some of the portrait artists in the Stark Museum are Nicolai Fechin, Paul Kane, and Charles Bird King.



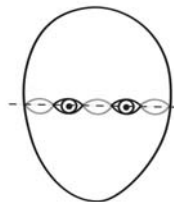
Using the instructions below draw a portrait of someone you know.

Step 1



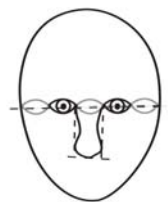
Start by drawing an egg shape for a head.

Step 2



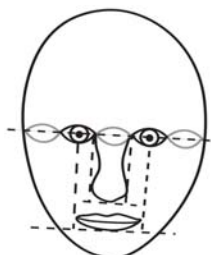
The eyes go half way between the top of the head and the chin.
A head is five eyes wide. Draw five eyes of equal size.

Step 3



The end of the nose is between the eyes and the chin. It is one eye wide.

Step 4



Draw a line half way between the nose and the chin.
The mouth is just above that line and extends to the center of the eye.

Step 5



Ears stretch from the eyes to below the nose.
Eyebrows arch over the eyes.
The neck starts at the ears.
Shoulders are wide enough for three heads.
The hairline is halfway between the eyes and the top of the head.